



BEAUTY

ACCESSORIES

BODY CARE

# BEAUTY ACCESSORIES

## BATH AND BODY



### DRY BRUSHING

BRUSH WITH GENTLE UPWARD MOTIONS, AWAY FROM THE DIRECTION OF YOUR HEART TO ENCOURAGE BETTER CIRCULATION. USE ON DRY SKIN BEFORE SHOWERING. HELPS TO REMOVE DEAD SKIN AND MAY HELP TO DETOX THE BODY.

- 1 | DRY BRUSH WITH STRAIGHT HANDLE | FSC WOOD  
2 | DRY BRUSH WITH STRAP HANDLE | FSC WOOD



# BEAUTY ACCESSORIES

## BATH AND BODY



<http://www.concept4.net>



[concept4group](#)



[hello@concept4.net](mailto:hello@concept4.net)



1 |



2 |

DRY BRUSHING, MASSAGING & BUFFING

1 | DRY BRUSH WITH CURVED HANDLE | FSC WOOD

2 | WOODEN MASSAGER | FSC WOOD

3 | WOODEN BEAD MASSAGER | FSC WOOD

4 | LOOFAH EXFOLIATING MITT | POLYESTER + LOOFAH

5 | NATURAL BODY BUFF | LINEN, HERRINGBONE COTTON, COTTON ROPE



3 |



4 |



5 |


# BEAUTY ACCESSORIES

## BATH AND BODY

🌐 <http://www.concept4.net> |

📷 [concept4group](#) |

✉ [hello@concept4.net](mailto:hello@concept4.net)



### SUSTAINABLE CLEANSING:

1 | BAMBOO WASH MITT | FCOC BAMBOO

2 | NATURAL BATH LILY | RAMIE

3 | MESH BATH LILY | RPE




4 | RAINBOW BATH LILY | RPE

5 | PINK BATH LILY | RPE







 concept4group  
 hello@concept4.net  
 <http://www.concept4.net>


# DRY BRUSH / EXFOLIATE / MASSAGE








# BEAUTY ACCESSORIES



# WELLBEING

# BEAUTY ACCESSORIES WELLBEING

## THE MULTITASKER



## THE TEARDROP



## THE CLASSIC CONCAVE



## THE SCULPTER



# MAKE-UP

📷 [concept4group](#)

✉ [hello@concept4.net](mailto:hello@concept4.net)

🌐 <http://www.concept4.net>

# TOOLS





# MAKE-UP TOOLS

## BIODEGRADABLE SPONGE

96% BIODEGRADABLE OVER 135 DAYS

1 | MULTITASKER SHAPE | BIODEGRADABLE


2 | CONTOUR SHAPE | BIODEGRADABLE

3 | TEAR DROP SHAPE | BIODEGRADABLE

4 | PUFF SHAPE | BIODEGRADABLE



1 |




2 |



3 |



4 |

🌐 <http://www.concept4.net> |  [concept4group](https://www.instagram.com/concept4group) |  [hello@concept4.net](mailto:hello@concept4.net)



# MAKE-UP TOOLS



1 |



2 |

1 | MINI OMBRE BRUSH SET | COATED BAMBOO HANDLES

2 | MINI COPPER BRUSH SET | UNCOATED BAMBOO HANDLES

3 | BAMBOO BRUSH SET | BAMBOO HANDLES, ALUMINIUM FERRULES, NYLON BRISTLES, VEGAN GLUE

4 | BAMBOO BRUSH SET | STAINED BAMBOO HANDLES, ALUMINIUM FERRULES, NYLON BRISTLES



3 |



4 |



5 |



# MAKE-UP TOOLS

1/ REUSABLE PAD



2/ EYELASH CURLER



3/ EYELINER STENCIL



4/ MAKEUP REMOVER TOWEL



5/ MAKEUP REMOVER PUFF  
ONE PIECE



6/ LIP CARE KIT



7/ SILICONE FACE SCRUBBER



8/ SIDED NAIL FILE/BUFFER



9/ PINK TWEEZERS



10/ EYEBROW SCISSORS AND COMB



# BRUSH HEAD GLOSSARY

## ALL OVER FACE BRUSH



## ALL OVER FACE BRUSH C



BOTH OF THESE UPDATES FOR THE ALL OVER FACE BRUSH FEATURE A TAPERED HEAD, WHICH ALLOWS FOR A MORE CONTROLLED APPLICATION OF FACE POWDERS TO ACHIEVE A SEAMLESS, LIGHT APPLICATION. THE TAPERED END HELPS TO EASILY SWEEP ON TARGETED COLOUR, MAKING IT IDEAL FOR ALL OVER FACE USE INCLUDING; HIGHLIGHTING, DEFINING, SCULPTING AND CONTOURING.

HEAD A IS THE BASIC SPEC OPTION, HEAD B FEATURES A WIDER HEAD FOR MORE COVERAGE.

## ANGLED BLUSH BRUSH



## ANGLED BLUSH BRUSH A



## ANGLED BLUSH BRUSH B

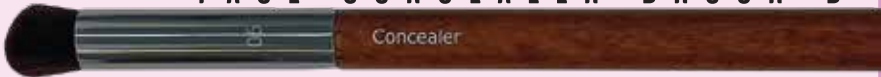
THESE UPDATES FEATURE A SHARPER ANGLE TO THE HAIR AND A SLIMMER HEAD, ENABLING IT TO CONFORM MORE EASILY TO NATURAL FACE CONTOURS. A SIMILAR SHAPE AND HEAD DIMENSION CAN BE SEEN IN THE RANGES OF WELL-KNOWN PROFESSIONAL BRANDS SUCH AS REAL TECHNIQUES, BARE MINERALS AND SIGMA. WE BELIEVE THIS SHAPE SHOULD BE KEY TO EVERY MAKEUP BRUSH RANGE.

## FACE CONCEALER BRUSH

## FACE CONCEALER BRUSH A



## FACE CONCEALER BRUSH B



## FACE CONCEALER BRUSH C



WE BELIEVE A FACE CONCEALER BRUSH IS ESSENTIAL. USING A BRUSH TO APPLY CONCEALER RATHER THAN A MAKEUP SPONGE IS FASTER AND MORE HYGIENIC, HELPING TO PREVENT THE SPREAD OF BACTERIA, REDUCING FURTHER BREAKOUTS. IT IS ALSO LESS POROUS THAN A MAKEUP SPONGE, WHICH MEANS LESS PRODUCT WASTAGE!

HEAD SHAPE A:  
THIS ANGLED CONCEALER BRUSH IS BEST FOR TARGETING SMALL BLEMISHES AS IT ALLOWS FOR PRECISION. USE THE ANGLED TIP TO APPLY AND THEN BUFF OUT THE CONCEALER WITH THE FLAT PART OF THE BRUSH.

HEAD SHAPE B:  
THIS ROUNDED CONCEALER BRUSH CAN BE USED TO APPLY CONCEALER IN PATTING MOTIONS FOR A SEAMLESS FINISH.

HEAD SHAPE C:  
SIMILAR TO SHAPE A, BUT ALLOWING FOR SLIGHTLY LARGER COVERAGE.



# BRUSH HEAD GLOSSARY

## FULL COVERAGE FOUNDATION BRUSH



FULL COVERAGE FOUNDATION BRUSH A



FULL COVERAGE FOUNDATION BRUSH B



FULL COVERAGE FOUNDATION BRUSH C

**HEAD SHAPE A:**  
WE HAVE TAPERED THE SHAPE TO ALLOW FOR A MORE PRECISE APPLICATION OF LIQUID OR CREAM FOUNDATION. THE FLUFFY HEAD IS FULL AND ROUND, ALLOWING FOR SEAMLESS BLENDING. LAYER BY APPLYING PRODUCT USING DABBING MOTIONS AND SWEEP TO BLEND FOR A STREAK FREE FINISH.

**HEAD SHAPE B:**  
THIS ROUNDED SHAPE IS FLATTER, YET TALLER AND FLUFFY, WHICH MAKES IT PERFECT FOR FAST COVERAGE, LAYERING AND CONTROLLED BLENDING FOR A FULL COVERAGE AND A SEAMLESS FINISH. APPLY USING SWEEPING MOTIONS TO BLEND, THEN DAB TO ADD INTENSITY. SIMILAR SHAPES FOR THIS TYPE OF BRUSH CAN BE SEEN IN THE RANGES OF ZOEVA AND BARE MINERALS.

**HEAD SHAPE C:**  
SIMILAR TO SHAPE A, BUT SLIGHTLY WIDER AND MORE ROUNDED ON THE TOP FOR FASTER LAYERING AS IT ALLOWS FOR MORE PRODUCT PICKUP ON

## FLAT FOUNDATION BRUSH



FLAT FOUNDATION BRUSH B



FLAT FOUNDATION BRUSH A

OPTION A HAS BRISTLES THAT ARE STIFF AND DENSELY PACKED. OPTION B IS SIMILAR, BUT WE HAVE MADE THE HAIR NARROWER WITH A STRAIGHTER SHAPE AND DENSER TO ALLOW FOR MORE OF A 'SNAP' AND PRECISE APPLICATION. THE WIDER, SHORTER HEAD OF OPTION B MAKES IT THE OPTION WITH THE MOST 'SNAP' EFFECT AND WE THINK IT IS BEST FOR THE FASTEST APPLICATION OF PRODUCT.

# BRUSH HEAD GLOSSARY

## FAN BRUSH

FAN BRUSH



HEAD SHAPE A:  
WE HAVE UPDATED THIS SHAPE TO BE WIDER FOR BETTER BLENDING. THIS SHAPE AND SIZE IS PERFECT FOR APPLYING BRONZER FOR A SCULPTED FINISH.

HEAD SHAPE B:  
THIS ANGLED FAN SHAPE FITS INTO THE NATURAL CONTOURS OF THE FACE TO ALLOW FOR MORE PRECISION WHEN CONTOURING, BRONZING AND HIGHLIGHTING WITH THIS BRUSH

## FLAT BUFFLING / STIPPLING BRUSH



FLAT BUFFLING / STIPPLING BRUSH A



FLAT BUFFLING / STIPPLING BRUSH B

HEAD SHAPE A:  
WE HAVE MADE THE TOP OF THIS BRUSH COMPLETELY FLAT TO ALLOW THE DENSELY PACKED BRISTLES TO EASILY PICK UP LIQUID OR CREAM FOUNDATION. THE FLAT SURFACE MEANS A SMOOTH FINISH CAN BE ACHIEVED BY APPLYING FOUNDATION USING SMALL, CIRCULAR BUFFING MOTIONS.

HEAD SHAPE B:  
THIS LAYERED STIPPLING BRUSH IS FLAT ON TOP, WHICH ENABLES IT TO EASILY PICK UP PRODUCT. BEST FOR NATURAL LOOKS, AND IF YOU DON'T WANT TOO MUCH COVERAGE, MAKEUP CAN BE APPLIED BY USING SWEEPING MOTIONS TO BLEND AND DABBING MOTIONS TO ADD MORE COVERAGE. WORKS WELL WHEN USED WITH CREAMS AND LIQUIDS AS

## KABUKI BRUSH

KABUKI BRUSH A



KABUKI BRUSH A:  
THE SLIGHTLY TAPERED HEAD SHAPE IS PERFECT FOR PRECISE APPLICATION, WHILST THE FULLNESS AND FLUFFINESS OF THE HEAD ENSURES FAST COVERAGE FOR LARGER AREAS.

RETRACTABLE BRUSH B:  
THE SLIGHTLY TAPERED HEAD SHAPE IS PERFECT FOR PRECISE APPLICATION, WHILST THE FULLNESS AND FLUFFINESS OF THE HEAD ENSURES FAST COVERAGE FOR LARGER AREAS. RETRACTABLE AND COMES WITH A LID.

KABUKI BRUSH B





# BRUSH HEAD GLOSSARY

## DUAL ENDED CONTOURING / SCULPTING BRUSH A



BRUSH A:  
BEST FOR: THIS IS THE MOST VERSATILE OF THE 3  
OPTIONS, A GOOD ALL-ROUNDER - BOTH  
DRAMATIC AND NATURAL LOOKS CAN BE  
ACHIEVED. PERFECT FOR CONTOUR, HIGHLIGHT  
ER AND BRONZER APPLICATION.  
THE WIDER TOP END IS FULL AND FLUFFY,  
ALLOWING FOR EASY BUFFING AND BLENDING TO  
ENSURE NO HARSH LINES ARE LEFT ON THE FACE.  
THE SMALLER END IS FLATTER AND CONTAINS  
DENSELY PACKED BRISTLES FOR PRECISE PROD



BRUSH B:  
BEST FOR: SOFTER AND MORE BLENDED CON  
TOURING LOOKS  
IDEAL FOR APPLYING CONTOUR, HIGHLIGHTER  
AND BRONZER.

THE WIDER TOP END IS FULL AND FLUFFY,  
ALLOWING FOR EASY BUFFING AND BLENDING TO  
GIVE A VERY SOFT AND AIRBRUSHED FINISH.  
THE ANGLED SMALLER END IS GREAT FOR  
PRECISE APPLICATION AS THE ANGLE FITS INTO  
THE NATURAL CONTOURS OF THE FACE. THE  
ANGLED PLANE CAN BE USED TO BUILD UP  
PRODUCT LAYERS GRADUALLY.

## DUAL ENDED CONTOURING / SCULPTING BRUSH B

## DUAL ENDED CONTOURING / SCULPTING BRUSH C



BRUSH C:  
BEST FOR: DRAMATIC CONTOURING AND SCULPTING.  
IDEAL FOR APPLYING CONTOUR, HIGHLIGHTER AND BRON  
ZER.

THE WIDER TOP END IS FLAT WHICH ALLOWS FOR MAXI  
MUM PICK-UP TO CREATE MORE DRAMATIC LOOKS, CAN BE  
USED TO LAYER AND BUILD AS WELL AS BLEND INTO SKIN  
USING CIRCULAR MOTIONS. GIVES A FULLER COVERAGE  
THAN OPTIONS A AND B.  
THE ANGLED SMALLER END HAS DENSELY PACKED BRIS  
TLES WHICH ALLOW FOR MORE PRODUCT PICK-UP TO  
CREATE MORE DRAMATIC LOOKS. THE SMALLER SIZE  
ALLOWS FOR MORE PRECISION.

# BRUSH HEAD GLOSSARY

DUAL ENDED EYESHADOW BLENDING/  
CREASE BRUSH A

BRUSH A:  
THE LARGER END IS GREAT FOR BUFF  
ING AND BLENDING COLOUR, WHILST  
THE SHORT END HAS DENSELY  
PACKED BRISTLES THAT ARE GREAT  
FOR APPLYING COLOUR.



DUAL ENDED EYESHADOW BLENDING/  
CREASE BRUSH B

BRUSH B:  
THE ANGLED END CAN BE USED TO  
BLEND AND IS ALSO GREAT FOR USING  
ON THE BROW BONE AND CREASE.  
THE SHORT END HAS DENSELY PACKED  
BRISTLES THAT ARE GREAT FOR APPLY  
ING COLOUR.



DUAL ENDED EYESHADOW BLENDING/  
CREASE BRUSH C

BRUSH C:  
WE THINK THE FLAT, DENSELY  
PACKED BRISTLES OF THE  
SMALLER END ARE THE MOST  
EFFECTIVE FOR APPLYING BOLD  
COLOUR, THE LONGER FULLER  
END IS IDEAL FOR BLENDING.



DUAL ENDED EYESHADOW BLENDING/  
CREASE BRUSH D

BRUSH A:  
THE TAPERED BRISTLE END IS PERFECT FOR  
PRECISE APPLICATION OF PRODUCT. THE PU  
SPONGE END HAS BEEN TAPERED FOR EASIER  
BLENDING.



DUAL ENDED EYESHADOW BLENDING/  
CREASE BRUSH A

BRUSH B:  
THE SILICONE END IS SHAPED TO  
ALLOW FOR PRECISE PRODUCT APPLI  
CATION IN DELICATE AND HARD TO  
REACH CORNERS OF THE EYE.

